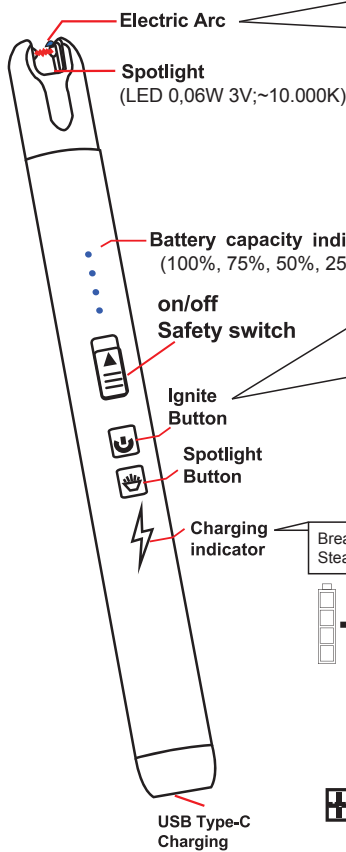


GLOBO

LIGHTING

98062-16



Automatic protection function:

After 7 seconds of continuous ignition, the device will auto power off. Press the ignition button again to reactivate the arc.

Caution: The carbom from candle soot ,melted wax and burned candlewick or other sundries stuck on the tip of product may affect the use of lighter. **Clean the tip parts of lighter with dry cloth before & after use.**

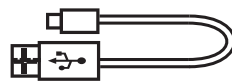
Low-Battery Indicator:

When battery is low, the indicator will flash when press the ignition button please recharge it for better experience.

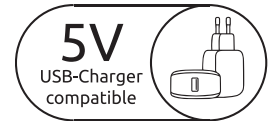
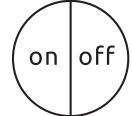
How to use:

Hold the lighter in your hand safely. slide the safety switch upward. 4 LED lights turn on at the same time, and show much battery capacity is left. Press the ignition button, the Ignition is activated and you can see a ray between both contacts on the top. Hold this ray at the candlewick and light the candle (example). After use, slide the safety switch back.

Breathing light: charging mode
Steady light: full charge



USB Cable incl.



AKKU DATA

1x701333 RECHARGEABLE

*Manufacturer: JIANGSU GOLDEN CEL BATTERY TECHNOLOGY CO., LTD

Adress: No.199, Jinhe Road, Jinhua, Jiangsu, P.R. China

Model: 701333 220mAh, 3.7V



SAFETY INSTRUCTIONS



General information: This manual belongs to the product "Electric Arc Candle Lighter".


It contains important information of how to use the product properly. Read the manual completely and do not throw it away. If you pass the product on also hand out manual.

Intended use:

This candle lighter is designed exclusively for private use. it is a compact lighter for candles , cigarettes , etc . It is an alternative item for traditional gas lighters. this product should be kept away from children and should only be used by responsibly acting people. The manufacturer will not bear any liability for damages caused by incorrect usage.

Security advice: Attention!!

- 1) This item gets hot like a classic lighter so be careful not to come in contact with skin or parts of the body or materials which are inflammable easily.
-Never touch at the contact or in the electric arc. Danger of burn due to electric shock!
- 2) Never press the ignition button longer than 7 seconds.
- 3) Make sure that the product is only used for lighting up candles, cigarettes. But it can't be used against humans, animals or other objects.
- 4) Incorrect usage can cause explosions / danger of chemical burn . damaged batteries can cause chemical burn when they get in contact with human skin.
- 5) Do not assemble the item.
- 6) Never throw the item or parts of into fire.
- 7) Keep away from fire, high temperature, high humidity and liquids.
- 8) Keep away from children. It's not a toy!!
- 9) Do not use if the product or parts of it are damaged.
- 10) Store in a clean and dry space.
- 11) To maintain 100% battery capacity and to prevent damage by depth discharge, the item should be recharged every 1 month. Battery will lose capacity when stored without charging.
- 12) Use this product with original accessories only.
- 13) Never bring this product to security sensitive places like airports, concerts etc. as the security control might interpret the function as Teaser although only intend for lighting. No liability can be accepted for seized item and/or any legal action or personal damage or injury.
- 14) Attention! Do not recharge the product by using a device with output more than DC5V±0.5V and electric current 3A output.



Spotlight

The spotlight is at the top of the lighter.
Hold the lighter in your hand safely. slide the safety switch upward
Press the spotlight button to turn the spotlight on.

Storage:

Wipe the surface of the product with a clean cloth.
Store the product safely and not accessible for children. Keep away from fire.
Place the device in a cool, moisture-free environment that's less than 90°F (32° C).
Store the lighter half-charged when you store it long time. (If battery is fully discharged, the battery could fall into a deep discharge state, which renders it incapable of holding a charge. If stored with fully charged for long time, the battery may lose some capacity, leading to shorter battery life. If you plan to store your device for longer than six months, charge it to 50% every six months. It may be in a low-battery state when you remove it from long-term storage. It may require 20 minutes of charging before use it.

DEU

Sicherheitshinweise

Bitte die folgenden Sicherheits- und Montagehinweise beachten und diese Anleitung aufbewahren, auch wenn die Leuchte schon montiert ist.

Allgemeine Anweisungen:

- Der Hersteller übernimmt keine Verantwortung für Verletzungen oder Schäden, die Folge eines unsachgemäßen Gebrauchs der Leuchte sind.
- Leuchten dürfen nur für den vorbestimmten Zweck verwendet werden. Innenleuchten dürfen nicht im Außenbereich verwendet werden.
- Vergewissern Sie sich, dass alle Teile vollständig vorhanden sind, bevor Sie mit der Montage beginnen.
- Stecker- und Verbindungselemente müssen von Zug- und Drehkräften frei sein.

Symbolerklärungen:

Die für diese Leuchte gültigen Symbole finden Sie auf dem Produktetikett sowie auf der Verpackung.

- Niedervolt, Kleinspannungen
- Spannung in Volt
- Leistung in Watt
- Nur für die Verwendung in Innenräumen geeignet.
- Schutzgrad der Leuchte gegen äußere Einflüsse. Den entsprechenden Schutzgrad finden Sie am Produktetikett.

Pflegehinweise:

- Die Pflege von Leuchten beschränkt sich auf die Oberflächen.
- Es darf keine Feuchtigkeit in Anschlussräume oder an stromführende Teile gelangen.
- Leuchten nur mit einem weichen, trockenen Tuch reinigen.

Hinweise zum Umweltschutz

Diese Leuchte darf am Ende ihrer Lebensdauer nicht über den normalen Haushaltsabfall entsorgt werden, sondern muss an einem Sammelpunkt für das Recycling von elektrischen und elektronischen Geräten abgegeben werden. Das Symbol auf dem Produkt, der Gebrauchsanleitung oder der Verpackung weist darauf hin. Die Werkstoffe sind gemäß ihrer Kennzeichnung wiederverwertbar. Mit der Wiederverwendung, der stofflichen Verwertung oder anderen Formen der Verwertung von Altgeräten leisten Sie einen wichtigen Beitrag zum Schutz unserer Umwelt. Bitte erfragen Sie bei der Gemeindeverwaltung die zuständige Entsorgungsstelle.

Hinweise zur Batterieentsorgung

Gebrauchte Batterien dürfen nicht im Hausabfall entsorgt werden, weil sie giftige Bestandteile und Schwermetalle enthalten können, die umweltschädlich und gesundheitsschädlich sein können. Geben Sie leere Batterien an eine geeignete Recycling-Einrichtung. Batterien müssen vor der Entsorgung entnommen und fachgerecht entsorgt werden.

GBR

Safety instructions

Please note the information contained in these instructions and save this manual, also when lamp is already mounted.

General instructions:

- The manufacturers do not accept responsibility for injuries or defects caused by improper use of this lamp.
- Mind to use this lamp for its predetermined function. For example don't mount indoor lamps in outdoor areas.
- Please check all components are complete before installing.
- Plug and connection elements must be free of rain and trick strengths.

Symbol descriptions:

Please find all valid symbols for this lamp on the product label as well as on the packaging.

- low voltage, safely low voltage
- voltage in Volt
- power in Watt
- Indoor use only.
- Degree of protection against external influences. Find the corresponding degree of protection on rating label.

Maintenance instructions:

- Mind to clean the surfaces of lamp only.
- Wetness shouldn't get in terminal box or to any conducting part.
- Cleaning with a soft dry cloth only.

Advice for environmental care

The meaning of this symbol which you can find directly on article in the assembling instruction or on the packaging, is explained hereunder:

Don't put this article to normal domestic waste after the end of its lifecycle. You have to bring it to a staging area for electrical wastes.

The materials are recyclable according to their specifications.

With the correct recycling of these materials you can make a significant contribution to environmental protection.

Ask your local authority for next staging area.

Battery disposal instructions

Used batteries must not be disposed of through household garbage, since they might contain toxic elements and heavy metals that can be harmful to the environment and human health. Return empty batteries to an appropriate recycling facility. Batteries need to be removed before disposal and disposed of properly.

Charging:

Slide the safety switch to OFF position. The charging mode will be activated, the charging indicator is switched on automatically. Disconnect both devices when the battery is charged completely.

CAUTION!!

- Don't use fast charger to charge this lighter.
- Don't use charger output voltage more than DC5V±0.5V and electric current more than 3A to charge this lighter.
- Because of some uncertified fast chargers subject batteries to high temperatures and high resistance that can damage lighter.
- We recommend that they can use standard adapter and original or certified cable. Using other uncertified faster chargers or USB cables may cause repeated restarts, slow charging, overheating, or other undesirable effects.
- Some customer may don't have the suppression of Surge Interference of Household Appliance. If they don't use Family Surge Protective Device to restrain surge current of capacitor, Circuit aging and short circuit may damage our lighter.